



MEMORANDUM

May 24, 2022
Regular Board Meeting

TO Board of Trustees

FROM Shauna Boyce, Superintendent

ORIGINATOR Mark Francis, Deputy Superintendent

RESOURCE Jordi Weidman, Director, Strategic Communications

GOVERNANCE POLICY Board Policy 2: Role of the Board
Board Policy 12: Role of the Superintendent

ADDITIONAL REFERENCE BP 2: Resource Stewardship
BP 2: Stakeholder Engagement and Communication
Administrative Procedure 304: Attendance Area
Administrative Procedure 850: Transportation Services
Education Act

SUBJECT **ATTENDANCE AREA REVIEW RECOMMENDATION L: PRE-DESIGNATING NEW GROWTH AREAS IN SPRUCE GROVE'S SHILOH ASP TO BROOKWOOD AND WOODHAVEN MIDDLE SCHOOLS**

PURPOSE

For approval. Recommendation required.

RECOMMENDATION

That the Board of Trustees pre-designate the Shiloh area structure plan to Brookwood School and Woodhaven Middle School, as recommended by Administration and presented at the Regular Meeting of May 24, 2022.

BACKGROUND

On January 12, 2021, the Board of Trustees directed administration to conduct an attendance area review of all schools in Parkland School Division (PSD) in order to facilitate long-term planning and the effective use of our school facilities. Population demographics continue to shift with the communities of Spruce Grove, Stony Pain and Parkland County. Board Policy 2, Role of the Board requires the Board to review and approve the attendance areas for PSD schools (Policy 2(52)).

On January 18, 2022, the Board of Trustees received the *Student Attendance Area Study* conducted by Edmonton Public Schools, Infrastructure Planning. This [study](#) outlined a number of potential options for the Board to consider. Subsequently, the Board of Trustees directed administration to further explore a number of the recommendations for review by the Board of Trustees. A summary of the recommendations including which ones were being explored further can be found [here](#).

The attendance area review conducted by Administration took into consideration several factors including impact on students and families, impact on programming, facility utilization, transportation, resource stewardship and future growth.

REPORT SUMMARY

Although new development in the approved Shiloh ASP has yet to begin, this area has potential to generate 400-600 students at full build-out. Pre-designating students in Shiloh ASP to Brookwood School and Woodhaven School will help Copperhaven School maintain a stable enrolment until a new school is constructed in the west end of Spruce Grove. A capital request for a new school in this area is in the Division's 2022-2025 Capital Plan.

Administration would be pleased to respond to any questions.

SB:kz

ATTENDANCE AREA REVIEW SUMMARY – RECOMMENDATION G, K, L, M, and N



**Addressing Space Challenges at High Park School
Pre-designating New Growth Areas in Stony Plain to Stony Plain Central School**

MAY 2022

Our Students Possess the confidence, resilience, insight and skills required to thrive in, and positively impact, the world.

BACKGROUND

On January 12, 2021, the Board of Trustees directed administration to conduct an attendance area review of all schools in Parkland School Division (PSD) in order to facilitate long-term planning and the effective use of our school facilities. Population demographics continue to shift with the communities of Spruce Grove, Stony Pain and Parkland County. Board Policy 2, Role of the Board requires the Board to review and approve the attendance areas for PSD schools (Policy 2(52)).

On January 18, 2022, the Board of Trustees received the *Student Attendance Area Study* conducted by Edmonton Public Schools, Infrastructure Planning. This [study](#) outlined a number of potential options for the Board to consider. Subsequently, the Board of Trustees directed administration to further explore a number of the recommendations for review by the Board of Trustees. A summary of the recommendations including which ones were being explored further can be found [here](#).

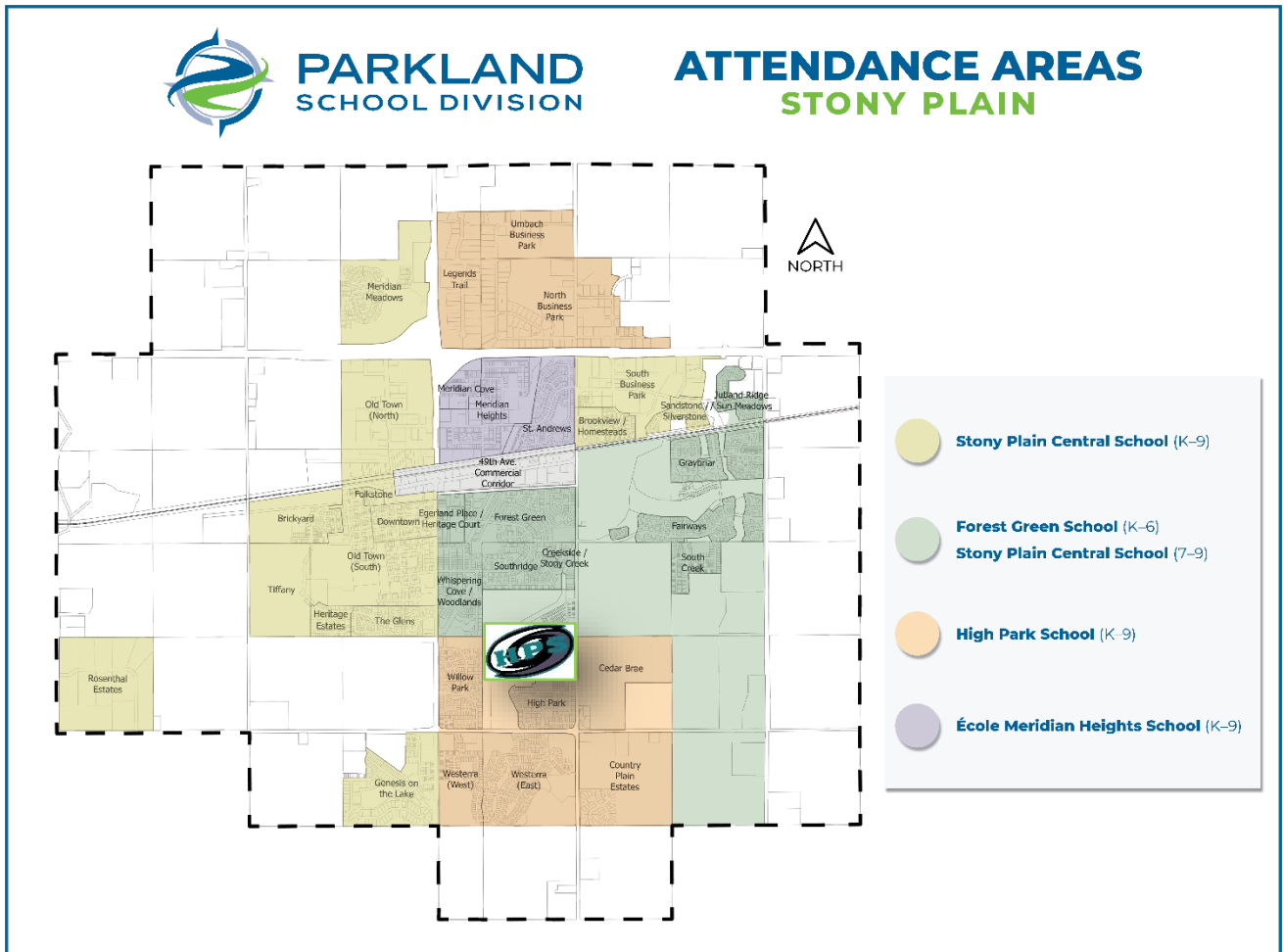
It is important that the attendance area review takes into consideration several factors including:

- impact on students and families,
- facility utilization,
- transportation,
- resource stewardship, and
- future growth.

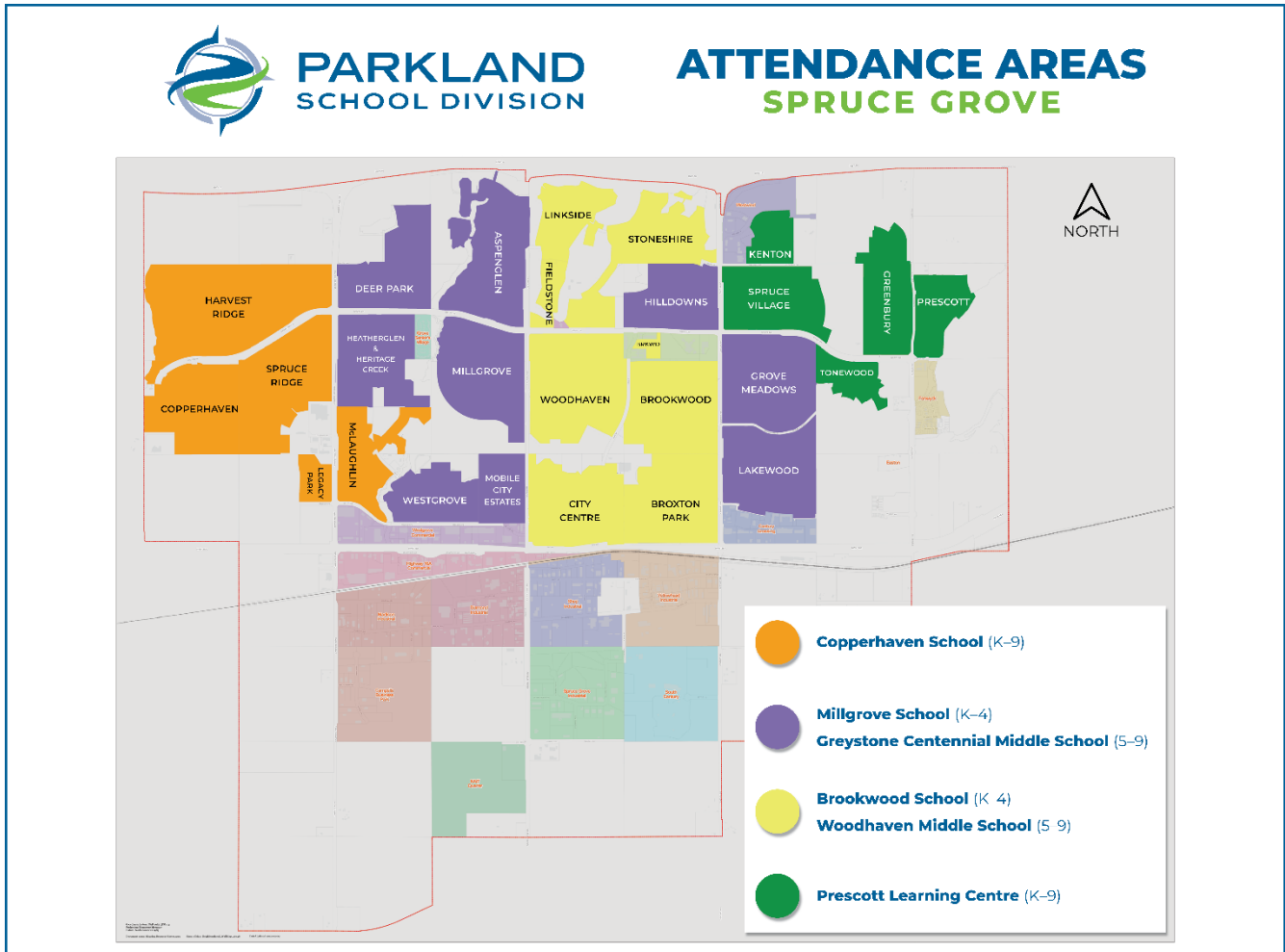
While some attendance areas within PSD remain stable or slightly decline over time, a number of areas are experiencing significant and rapid growth. In particular, the communities of Stony Plain and Spruce Grove continue to grow. From the time of the last Attendance Area Review in 2014 in preparation of opening up both Prescott Learning Centre (2016) and Copperhaven School (2018), Spruce Grove's first new schools since 2005, enrolment in Spruce Grove alone has increased from approximately 4,500 students to just over 5,300 students in 2022. Overall, PSD increased from around 10,400 to 11,900 in that same 8-year span. In fact, Spruce Grove is one of the fastest growing communities in the Province of Alberta, with a population growth of 10% from 2016 to 2021 (34,108 in 2016 to 37,645 in 2021 - Statistics Canada).

The Student Attendance Area Study prepared by consultants had many references to the City of Spruce Grove and Town of Stony Plain's Area Structure Plans (ASP). These are geographical areas municipal planners and engineers use for planning and development. For the purposes of PSD's Attendance Area report, city and town neighbourhood names are referred to which are more commonly used by residents.

Current Attendance Area (Stony Plain Urban)



Current Attendance Areas (City of Spruce Grove Urban)



Area Structure Plan (ASP) Analysis – Spruce Grove

CITY OF SPRUCE GROVE AREA STRUCTURE PLANS (ASPS)

Plan in Effect (Name)	Expected Start Date	Expected Completion	Current Residential Units ¹	Anticipated Residential Units	Build-out (%)	GDA (ha)	Developer predicted K-12 Public Student Generation	EPSB predicted K-12 Student Generation ²
2. Heritage Estates	Under Development	2022	858	1,947	44%	95.1	714	476
3. Mobile Home Development	Under Development	n/a	225	320	70%	24.9	112**	125
4. North Central	Under Development	2023-2027	2,614	5,058	52%	324.4	2,529	1,622
8. East Pioneer	Under Development	2038-2042	84	2,577	3%	249.7	1,381*	1,249
9. Spruce Woods	Under Development	n/a	294	279	105%	24.4	101**	122
10. West	Under Development	2038-2042	2,283	5,310	43%	334.5	2,354	1,672
11. West Central	Under Development	Beyond 2042	149	1,451	10%	117.2	443	586
12. Spruce Village	Under Development	n/a	610	715	85%	47.6	269**	238
13. Shiloh	Under Development	2038-2042	0	1,440	0%	120.9	440**	605
14. Pioneer Lands	Under Development	2033-2037	576	4,333	13%	281.6	1,492**	1,408

* Total Students (including Catholic and Public)

** Estimation based on ISL Engineering and Land Services student population analysis formula found on page 16 of Spruce Grove's West Central Area Structure Plan. Student population is based on 18% of total plan area population. Of the 18%, 65% are anticipated to attend public school.

¹ 2021 figures based on estimated Spruce Grove dwelling counts and building footprints

² EPSB Student Projections are calculated using the following formula GDA x 2 (for elementary students) + GDA x 2 (for junior high students) + GDA x 1 (for high school students).

Area Structure Plan Analysis – Town of Stony Plain

TOWN OF STONY PLAIN AREA STRUCTURE PLANS (ASPS)

Plan in Effect (Name)	Expected Start Date ³	Current Residential Units ⁴	Anticipated Residential Units	Build-out (%)	GDA (ha)	Developer predicted K-12 Public Student Generation	EPSB predicted K-12 Student Generation
Aspen Meadows	Planned	0	1,493	0%	112.4	592	562
Country Plains Estates	Planned	44	376	12%	55.5	364*	278
East Boundary	Planned	0	1,154	0%	110.8	458	554
Edgeland Park	Planned	0	1,165	0%	61.6	466	308
Fairways North	Planned	38	279	14%	18	88 ⁵	90
Genesis on the Lakes	Under Development	250	542	46%	56.3	215	282
Graybriar	Developed	442	507	87%	32.9	314	165
Lake Westerra Estates	Under Development	736	875	84%	85.0	570*	425
Meridian Cove	Under Development	134	167	80%	7.0	66	35
Northwest Industrial	Developed	255	283	90%	50.3	180	252
Parkland Gateway	Planned	0	422	0%	62.1	169	311
South Business Park	Under Development	531	2,046	26%	98.5	247	493
South Creek	Under Development	236	770	31%	54.4	305	272
Southeast (Sommerville)	Under Development	347	416	83%	29.1	116	116
Brickyard at Old Town	Under Development	146	1,045	14%	65.6	415	328
Tussic	Planned	0	2,152	0%	110.2	986	551
Willow Park	Under Development	381	367	100%	26.9	156	135

*Total Students (Catholic and Public)

³ Expected Start Date was estimated based on building footprints and conversations with developers and town planners.

⁴ Current Residential Units have been estimated based on building footprints and conversations with developers.

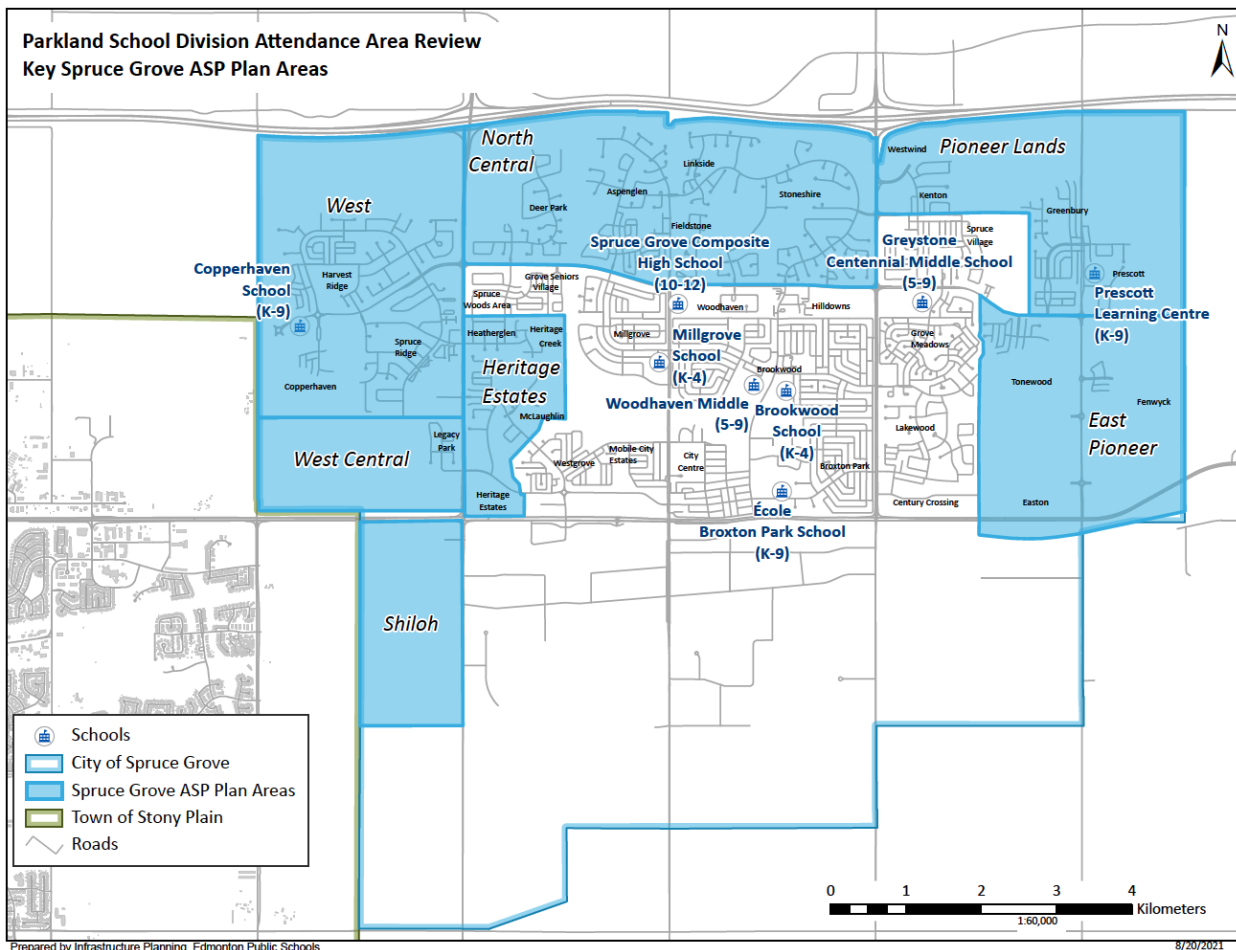
⁵ Estimation based on ISL Engineering and Land Services student population analysis formula found on page 16 of Spruce Grove's West Central Area Structure Plan. Student population is based on 18% of total Plan area population. Of the 18%, 65% are anticipated to attend public school.

Recommendation G - Forest Green Future Capacity Challenges and Modular Placement

Forest Green School currently has a utilization of 79 percent and is projected to hover between 42 and 93 students below capacity for the next 10 years. Residential areas around the school are in largely mature communities where the number of students generated tends to be stable or decreasing. Despite the slower pace of growth in Stony Plain and the more mature nature of the Forest Green attendance area, Forest Green School should continue to be monitored for changes in enrolment. Additional modular units would need to be added if enrolment is projected to surpass capacity. Assuming that kindergarten enrolment is maintained and programming at the school remains the same, Forest Green School can accommodate up to two classes per grade. If enrolment increases to a point where there are two classes in each grade, then one or two modular classrooms would be required.

Analysis: No further action is required at this time other than to monitor enrolment at Forest Green School as part of our regular, annual reviews.

Spruce Grove Key Area Structure Plans



Recommendation K (Tonewood, Easton, and Fenwyck Neighbourhoods)

New development areas south of Prescott Learning Centre within the East Pioneer Area Structure Plan (ASP) (see map on page 6) are currently undesignated. The Consultant's *Student Attendance Area Study* recommends pre-designating students from these undeveloped, new growth areas (within parts of Tonewood, Easton, and Fenwyck neighbourhoods) to Brookwood School and Woodhaven Middle School. Assigning new students to Brookwood and Woodhaven before most families have moved in would reduce growth pressure on Prescott Learning Centre.

Analysis: This recommendation is addressed as part of Recommendation A-3, which considers enrollment capacity at Prescott Learning Centre. Administration is currently exploring the impact of designating these neighbourhoods to Brookwood and Woodhaven schools.

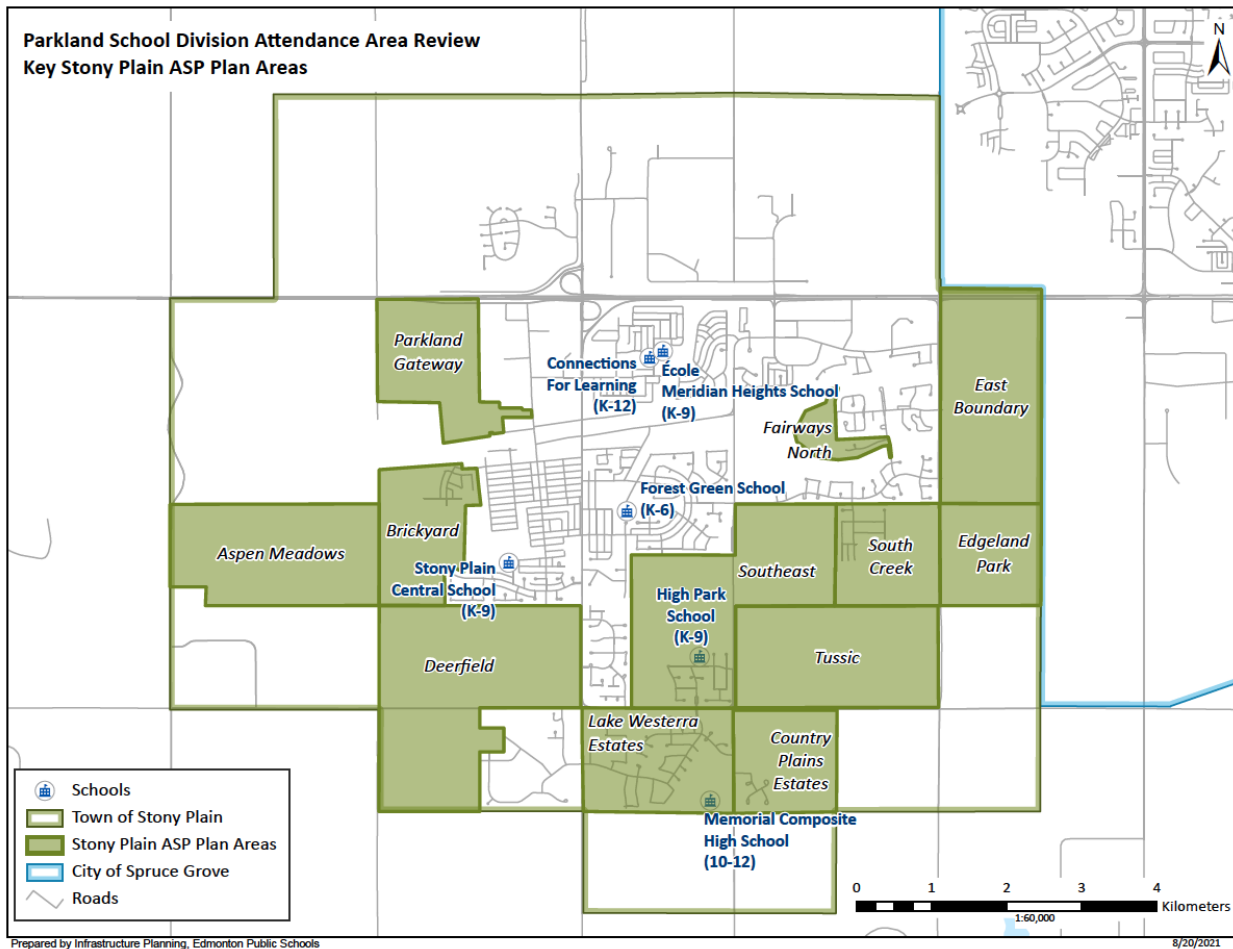
Recommendation L - West Spruce Grove - Growth Area Designation and New School

Although new development in the approved West Central and Shiloh ASP (see map on page 6) has been relatively slow, these two areas have the potential to generate between 883 and 1,191 students at full build-out. Pre-designating students in these areas to Brookwood School and Woodhaven School will help Copperhaven School maintain a stable enrolment until a new school is constructed in West Central ASP. A capital request for a new school should be a high priority in the Division's capital plan.

Analysis: West Central ASP includes the community of Legacy Park, which is the only community currently developed within that ASP. The West Central ASP, and specifically the community of Legacy Park, will be considered as part of Recommendation B: Addressing Space Challenges at Copperhaven School.

Shiloh does not yet have any housing development, and it would be advantageous to designate that area to schools prior to any housing starts.

Stony Plain Key Area Structure Plans



Recommendation M

New growth areas in Stony Plain including Tussic and the undeveloped areas in the southeast are currently designated to High Park. This study recommends adjusting the attendance boundary for Stony Plain Central Replacement School to include these areas. The transportation impact of adjusting the boundary should be minimal as students are currently transported through the Memorial transfer sites for Stony Plain Central and High Park. Due to the additional capacity at Stony Plain Central Replacement School, the school will have sufficient space to accommodate proposed growth in these areas over the next 10 years.

Student generation statistics suggest that between 551 and 986 students will come out of Tussic at full build-out. Future urban development areas in the southeast corner of Stony Plain will also eventually develop and will contribute to a growing student population. A new K-9 school in Tussic should be included as a capital request in the Division’s capital plan.

Analysis: There are currently no PSD students in these areas so it would be advantageous to re-designate this attendance area before housing starts begin.

Recommendation N

The following new schools are recommended for inclusion in the Division's Three-Year Capital Plan in the following order:

1. Spruce Grove East K-4 School in Tonewood
2. Spruce Grove West K-4 School in West Central ASP
3. Stony Plain K-9 School in Tussic

These recommendation from the consultant were considered when constructing the PSD Capital Plan, approved by the Board of Trustees at the March 8, 2022 Regular Board Meeting. In that capital plan, Year One's priority one is the replacement of Spruce Grove Composite High School, while priority two is a new K-9 school in the east end of Spruce Grove. A new school in the west end of Spruce Grove is priority two of Year Three in that Capital Plan.

No further action here is required.