

Schedule A - 2021-2022 Budget  
Enrolment Report

School Name	Pre-K	K	1	2	3	4	5	6	7	8	9	10	11	12	Actual Sep 29 2021	Budget 2021-22	Sep 29 to 2021-22 Budget Variance	Actual Sep 30 2020	Actual Sep 30 2019	Actual Sep 30 2018	Actual Sep 30 2017
Blueberry		60	58	51	66	53	53	66	52	49	64				572	532	40	557	592	581	572
Brookwood	49	84	85	96	81	100									495	501	(6)	498	524	502	777
Connections for Learning		11	16	25	35	43	32	60	83	105	94	24	19	46	593	518	75	427	242	236	137
Home Ed			19	16	21	23	20	22	19	9	7	1	7	1	165	103	62	257	42	37	31
Bright Bank Institutional															-	9	(9)	11	12	12	12
Copperhaven		72	86	90	79	85	68	61	88	60	50				739	753	(14)	708	707	599	
Duffield		30	31	29	24	33	24	20	26	31	34				282	250	32	238	282	290	289
École Broxton Park	47	87	81	69	61	68	69	61	57	38	51				689	683	6	665	667	670	729
École Meridian Heights		79	66	80	86	68	70	64	72	72	67				724	728	(4)	716	757	725	732
Entwistle		17	14	13	14	21	16	12	9	6	4				126	122	4	122	125	133	121
Forest Green		34	34	35	28	37	26	35							229	199	30	226	254	275	301
Graminia		55	46	51	50	53	50	62	45	50	65				527	522	5	501	521	524	526
Greystone Centennial Middle							93	110	100	119	110				532	525	7	511	516	512	537
High Park	23	48	37	47	37	61	56	57	61	49	56				532	510	22	513	539	513	533
Memorial Composite High												403	392	322	1,117	1,057	60	1,027	1,073	1,086	1,122
Millgrove		81	100	100	95	94									470	450	20	464	505	473	545
Muir Lake		60	47	68	48	55	42	28	43	32	37				460	431	29	423	467	458	450
Parkland Village		23	28	28	27	39									145	157	(12)	149	192	186	189
Prescott Learning Centre		89	73	66	91	80	112	95	108	105	60				879	887	(8)	842	850	829	741
Seba Beach															-	-	-	-	66	75	97
Spruce Grove Composite High												427	365	342	1,134	1,072	62	1,097	1,032	1,029	987
Stony Plain Central	24	36	41	41	45	45	49	50	89	87	96				603	592	11	571	638	616	602
Tomahawk		12	8	10	9	10	14	8	9	13	9				102	95	7	95	92	108	115
Wabamun		7	13	10	10	10	13	20	10	21	12				126	113	13	115	102	83	96
Woodhaven Middle							108	83	85	87	65				428	423	5	415	451	467	633
<i>Projected Additional Enrolments*</i>															-	65	(65)				
<b>ECS - Grade 12 Enrolment</b>	<b>143</b>	<b>885</b>	<b>883</b>	<b>925</b>	<b>907</b>	<b>978</b>	<b>915</b>	<b>914</b>	<b>956</b>	<b>933</b>	<b>881</b>	<b>855</b>	<b>783</b>	<b>711</b>	<b>11,669</b>	<b>11,297</b>	<b>372</b>	<b>11,148</b>	<b>11,248</b>	<b>11,019</b>	<b>10,874</b>
Outreach Programs												20	45	210	275	320	(45)	369	278	162	187
<i>Projected Additional Enrolments*</i>															-	-	-		51	103	62
<b>Outreach Programs</b>												<b>20</b>	<b>45</b>	<b>210</b>	<b>275</b>	<b>320</b>	<b>(45)</b>	<b>369</b>	<b>329</b>	<b>265</b>	<b>249</b>
<b>Total Enrolment</b>	<b>143</b>	<b>885</b>	<b>883</b>	<b>925</b>	<b>907</b>	<b>978</b>	<b>915</b>	<b>914</b>	<b>956</b>	<b>933</b>	<b>881</b>	<b>875</b>	<b>828</b>	<b>921</b>	<b>11,944</b>	<b>11,617</b>	<b>327</b>	<b>11,517</b>	<b>11,577</b>	<b>11,284</b>	<b>11,123</b>

Schedule A - 2021-2022 Budget  
Enrolment Report  
Community A

School Name	Pre-K	ECS	1	2	3	4	5	6	7	8	9	10	11	12	Actual Sep 29 2021	Budget 2021-22	Variance	Actual Sep 30 2020	Actual Sep 30 2019	Actual Sep 30 2018	Actual Sep 30 2017
Duffield		30	31	29	24	33	24	20	26	31	34				282	250	32	238	282	290	289
Entwistle		17	14	13	14	21	16	12	9	6	4				126	122	4	122	125	133	121
Seba Beach															-	-	-	-	66	75	97
Tomahawk		12	8	10	9	10	14	8	9	13	9				102	95	7	95	92	108	115
Wabamun		7	13	10	10	10	13	20	10	21	12				126	113	13	115	102	83	96
<b>Total Community A</b>	<b>-</b>	<b>66</b>	<b>66</b>	<b>62</b>	<b>57</b>	<b>74</b>	<b>67</b>	<b>60</b>	<b>54</b>	<b>71</b>	<b>59</b>	<b>-</b>	<b>-</b>	<b>-</b>	<b>636</b>	<b>580</b>	<b>56</b>	<b>570</b>	<b>667</b>	<b>689</b>	<b>718</b>

Community B

School Name	Pre-K	ECS	1	2	3	4	5	6	7	8	9	10	11	12	Actual Sep 29 2021	Budget 2021-22	Variance	Actual Sep 30 2020	Actual Sep 30 2019	Actual Sep 30 2018	Actual Sep 30 2017
Forest Green		34	34	35	28	37	26	35							229	199	30	226	254	275	301
High Park	23	48	37	47	37	61	56	57	61	49	56				532	510	22	513	539	513	533
Memorial Composite High												403	392	322	1,117	1057	60	1027	1,073	1,086	1,122
Ecole Meridian Heights		79	66	80	86	68	70	64	72	72	67				724	728	(4)	716	757	725	732
Stony Plain Central	24	36	41	41	45	45	49	50	89	87	96				603	592	11	571	638	616	602
<b>Stony Plain</b>	<b>47</b>	<b>197</b>	<b>178</b>	<b>203</b>	<b>196</b>	<b>211</b>	<b>201</b>	<b>206</b>	<b>222</b>	<b>208</b>	<b>219</b>	<b>403</b>	<b>392</b>	<b>322</b>	<b>3,205</b>	<b>3,086</b>	<b>119</b>	<b>3,053</b>	<b>3,261</b>	<b>3,215</b>	<b>3,290</b>
Connections for Learning		11	16	25	35	43	32	60	83	105	94	24	19	46	593	518	75	427	242	236	137
Home Ed			19	16	21	23	20	22	19	9	7	1	7	1	165	103	62	257	42	37	31
Bright Bank Institutional															-	9	(9)	11	12	12	12
Muir Lake		60	47	68	48	55	42	28	43	32	37				460	431	29	423	467	458	450
Blueberry		60	58	51	66	53	53	66	52	49	64				572	532	40	557	592	581	572
<b>Total Community B</b>	<b>47</b>	<b>328</b>	<b>318</b>	<b>363</b>	<b>366</b>	<b>385</b>	<b>348</b>	<b>382</b>	<b>419</b>	<b>403</b>	<b>421</b>	<b>428</b>	<b>418</b>	<b>369</b>	<b>4,995</b>	<b>4,679</b>	<b>316</b>	<b>4,728</b>	<b>4,616</b>	<b>4,539</b>	<b>4,492</b>

Community C

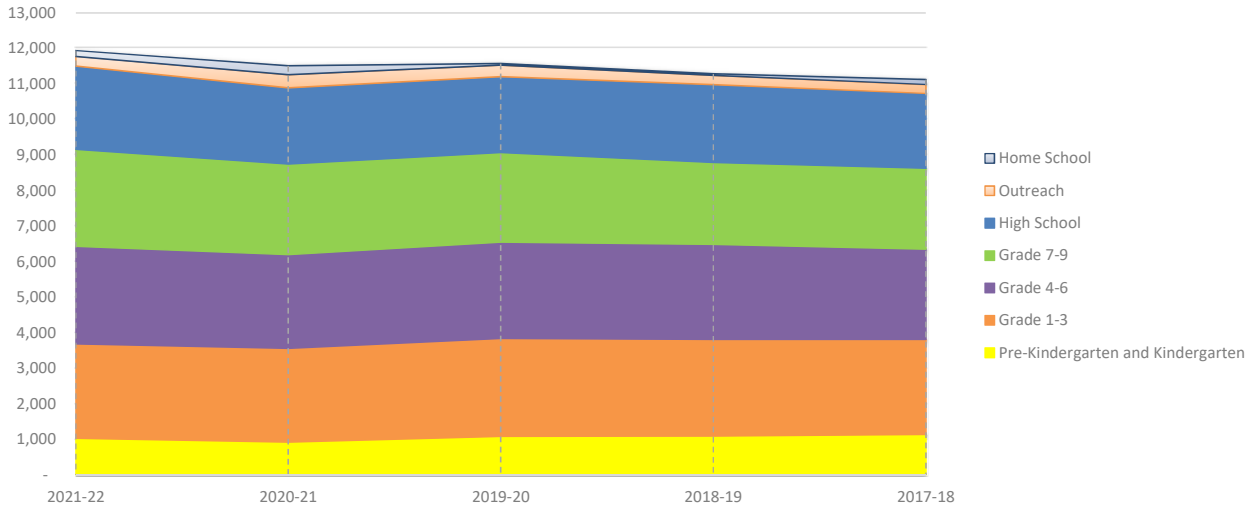
School Name	Pre-K	ECS	1	2	3	4	5	6	7	8	9	10	11	12	Actual Sep 29 2021	Budget 2021-22	Variance	Actual Sep 30 2020	Actual Sep 30 2019	Actual Sep 30 2018	Actual Sep 30 2017
Brookwood	49	84	85	96	81	100									495	501	(6)	498	524	502	777
Ecole Broxton Park	47	87	81	69	61	68	69	61	57	38	51				689	683	6	665	667	670	729
Copperhaven		72	86	90	79	85	68	61	88	60	50				739	753	(14)	708	707	599	-
Greystone Centennial Middle							93	110	100	119	110				532	525	7	511	516	512	537
Millgrove		81	100	100	95	94									470	450	20	464	505	473	545
Prescott Learning Centre		89	73	66	91	80	112	95	108	105	60				879	887	(8)	842	850	829	741
Spruce Grove Composite High												427	365	342	1,134	1,072	62	1097	1,032	1,029	987
Woodhaven Middle							108	83	85	87	65				428	423	5	415	451	467	633
Projected Additional Enrolments*															-	65	(65)	-	-	-	-
<b>Spruce Grove</b>	<b>96</b>	<b>413</b>	<b>425</b>	<b>421</b>	<b>407</b>	<b>427</b>	<b>450</b>	<b>410</b>	<b>438</b>	<b>409</b>	<b>336</b>	<b>427</b>	<b>365</b>	<b>342</b>	<b>5,366</b>	<b>5,359</b>	<b>7</b>	<b>5,200</b>	<b>5,252</b>	<b>5,081</b>	<b>4,949</b>
Graminia		55	46	51	50	53	50	62	45	50	65				527	522	5	501	521	524	526
Parkland Village		23	28	28	27	39									145	157	(12)	149	192	186	189
<b>Total Community C</b>	<b>96</b>	<b>491</b>	<b>499</b>	<b>500</b>	<b>484</b>	<b>519</b>	<b>500</b>	<b>472</b>	<b>483</b>	<b>459</b>	<b>401</b>	<b>427</b>	<b>365</b>	<b>342</b>	<b>6,038</b>	<b>6,038</b>	<b>-</b>	<b>5,850</b>	<b>5,965</b>	<b>5,791</b>	<b>5,664</b>

Outreach Programs

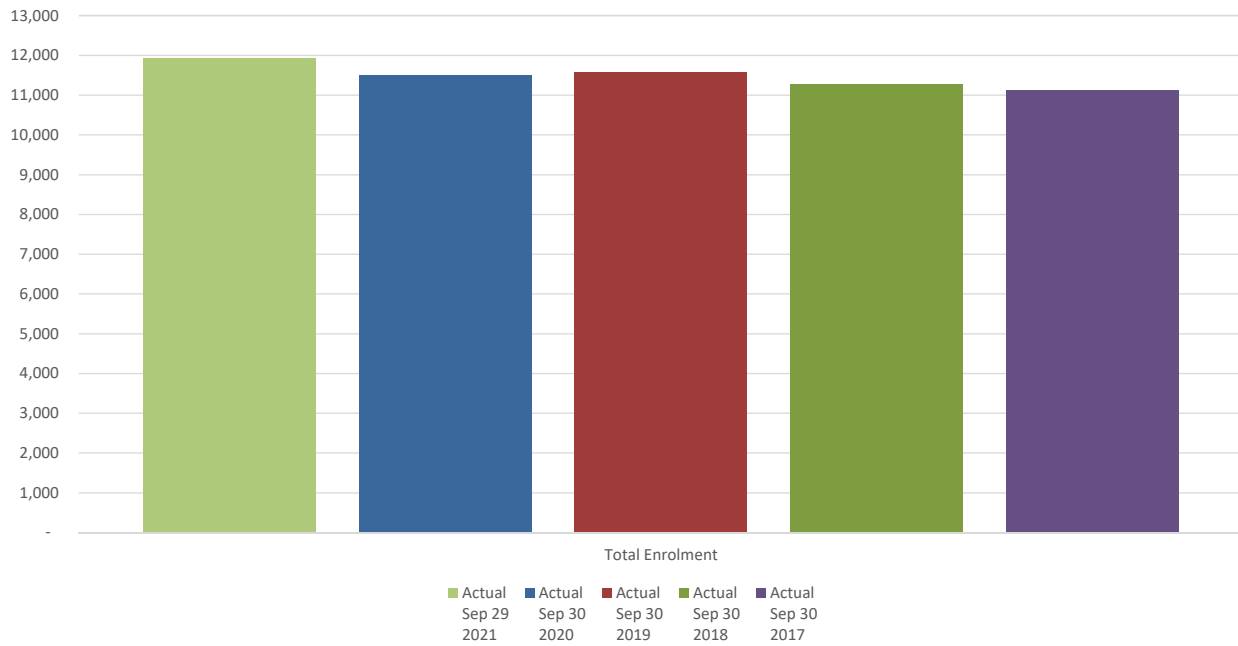
School Name	Pre-K	ECS	1	2	3	4	5	6	7	8	9	10	11	12	Actual Sep 29 2021	Budget 2021-22	Variance	Actual Sep 30 2020	Actual Sep 30 2019	Actual Sep 30 2018	Actual Sep 30 2017
Outreach Programs												20	45	210	275	320	(45)	369	278	162	187
Projected Additional Outreach Enrolments															-	-	-	-	51	103	62
<b>Total Outreach</b>												<b>20</b>	<b>45</b>	<b>210</b>	<b>275</b>	<b>320</b>	<b>(45)</b>	<b>369</b>	<b>329</b>	<b>265</b>	<b>249</b>

**Parkland School Division**

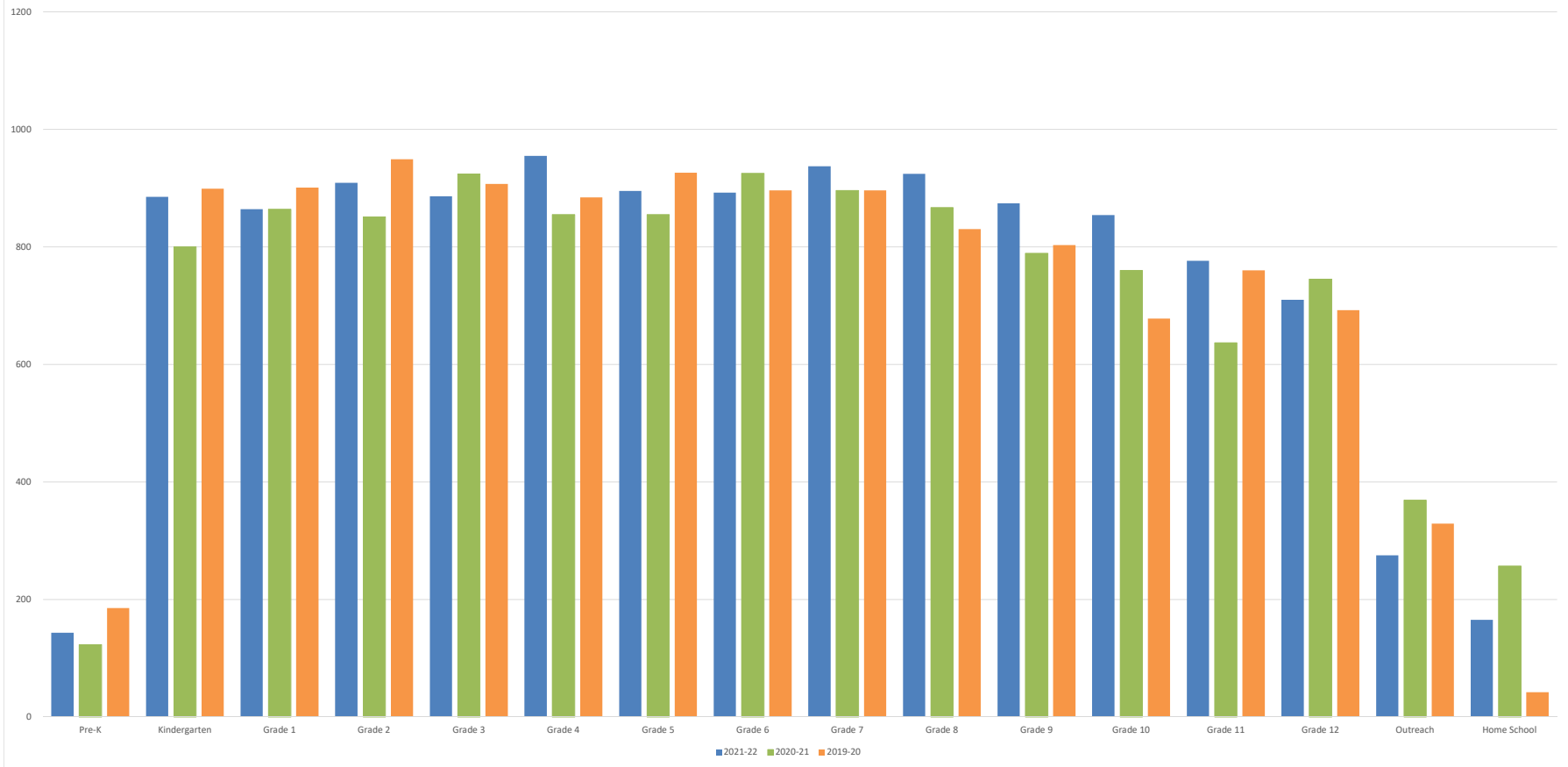
Parkland School Division Enrolments by Grade Grouping



Parkland School Division Enrolment By Year

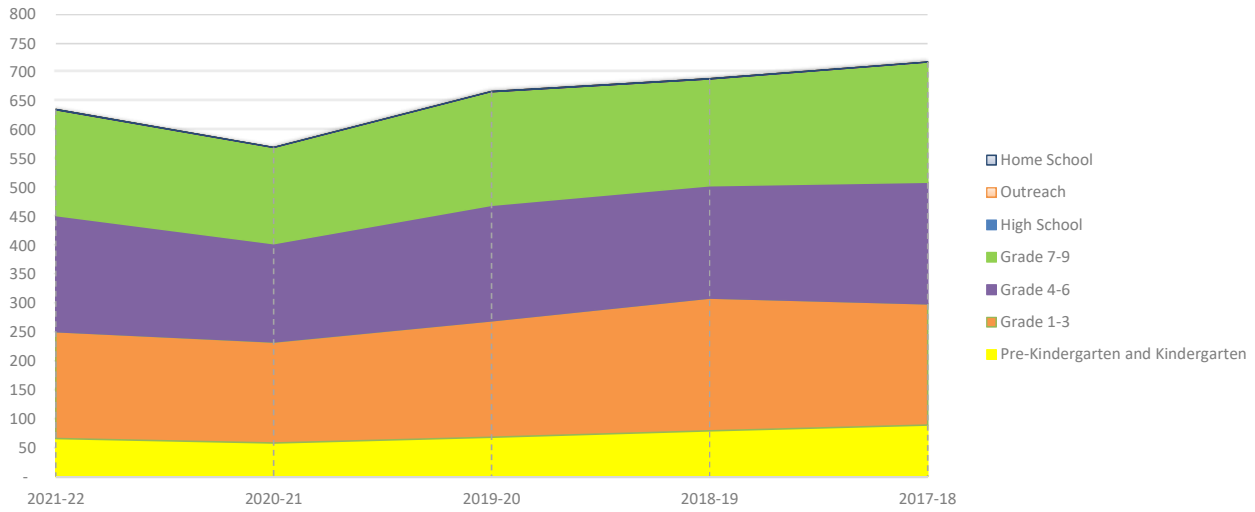


Parkland School Division Enrolments By Grade For Last Three Years

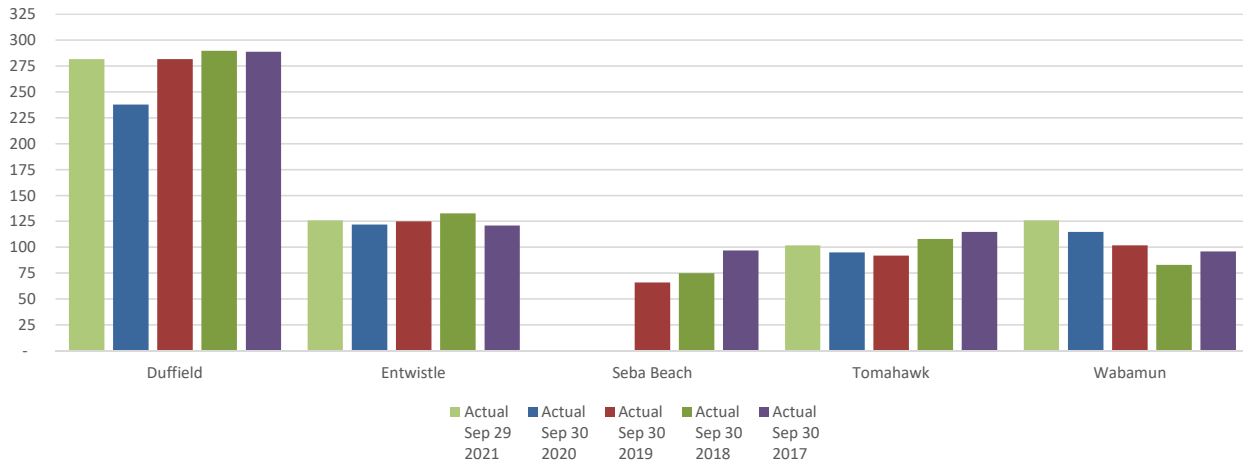


Community A

Community A Enrolments By Grade Grouping By Year

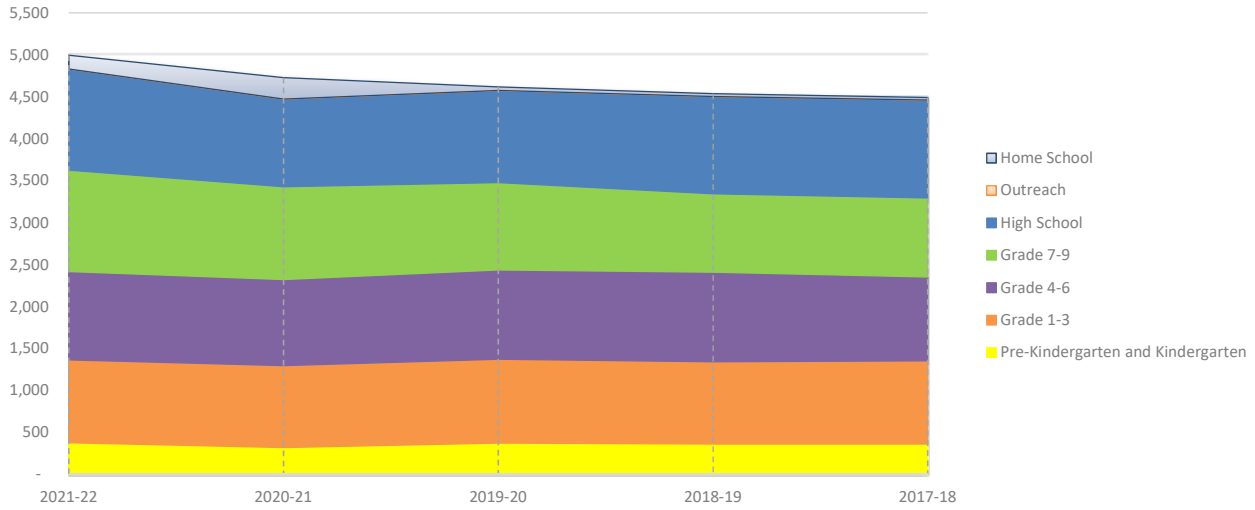


Community A Enrolments By School By Year

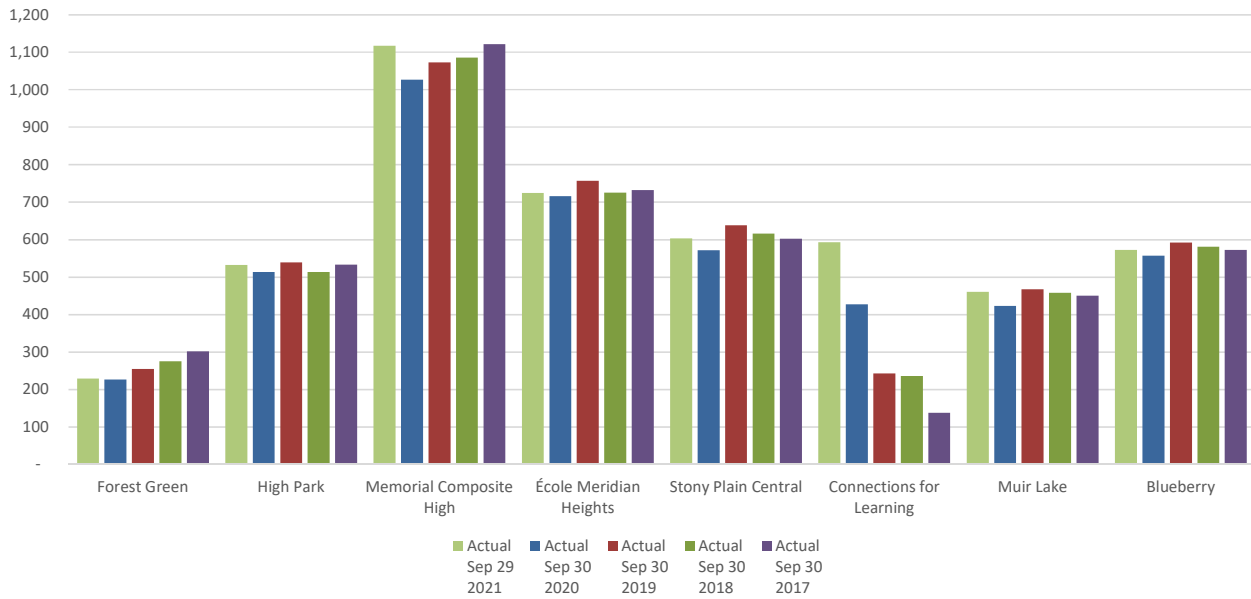


**Community B**

Community B Enrolments By Grade Grouping

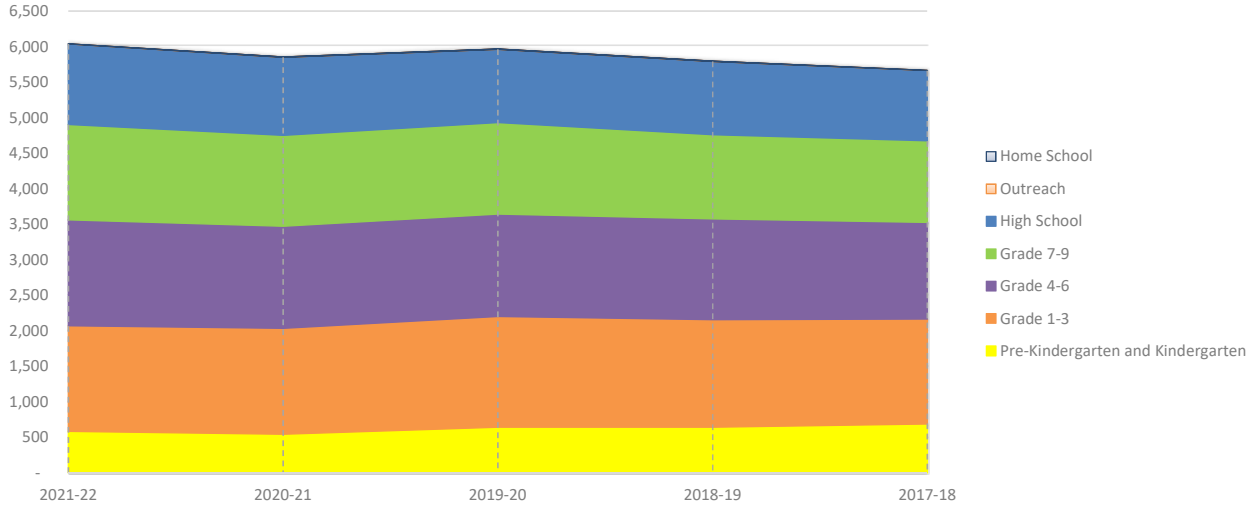


Community B Enrolments By School



**Community C**

Community C Enrolments By Grade Grouping



Community C Enrolments By School

